

CREATIVE INNOVATION GRAND PRIZE IN 2015

MINISTRY OF SCIENCE, ICT AND FUTURE PLANNING IN 2015



DID YOU STERILIZE YOUR AIR?

IT IS DIFFERENT BETWEEN FILTERING AND STERILIZING AIR.

99.9%

COMPLETELY REMOVE HARMFUL SUBSTANCES

100% no hazard to human Ozone emission rate is lower than the WHO's standard
Completely eliminate viruses, bacteria, germs, and VOCs

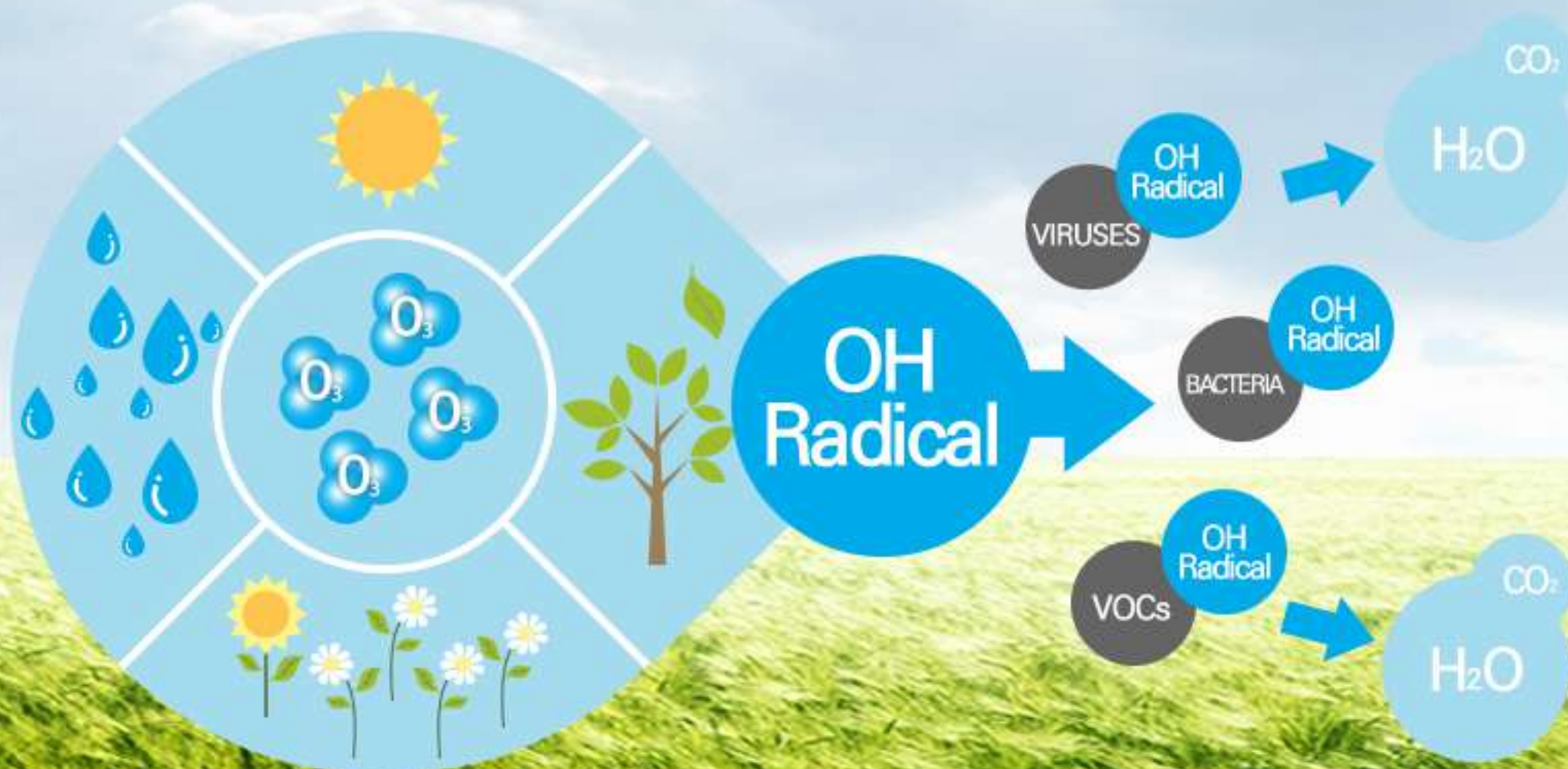
INNOVATIVE AIR STERILIZED EFFECTS FROM THE NATURE

OH Radical (Hydroxyl Radical)

REFLECT THE PRINCIPLE OF PURIFYING SYSTEM IN THE NATURE

NATURALLY GENERATE FROM SUNLIGHT, OZONE, AND WATER

99.9% REMOVE VIRUS, BACTERIA, GERMS, AND POLLUTANTS



AIRVACCINE015⁺

Active • OH Radical Disinfection

WHY AIR STERILIZER AIRVACCINE015⁺?



UK DOD TECH



ELIMINATE VIRUS 99.9%



REMOVE ODORS

120m²

LARGE EFFECTIVE AREA



HARMLESS



ECONOMICAL



Point

01

UK DOD ORIGINAL MILITARY TECHNOLOGY

Strong air disinfection system for preparing bio chemical warfare to remove toxic gases, infectious disease, respiratory allergies, viruses, and bacteria

02

ERADICATE 99% OF VIRUSES AND BACTERIA

Completely remove 0.001 micrometer viruses and VOCs through chemical decomposition

03

COMPLETELY HARMLESS TO HUMAN, PLANTS AND ANIMALS

The level of ozone emissions is lower than WHO environmental standard (0.05ppm)

04

LARGE COVERAGE AREA

Cover 120m² maximally

05

ODOR REMOVAL

Help to remove any odors from VOCs, smoke, foods, and pets

06

LOW MAINTENANCE COSTS

Electric charges will be around 40 cents per a month when using 24/7



UK DOD ORIGINAL MILITARY TECHNOLOGY

Strong air disinfection system for preparing bio chemical warfare
to remove toxic gases, infectious disease, respiratory allergies, viruses, and bacteria



ERADICATE 99% OF VIRUSES AND BACTERIA

Completely remove 0.001 micrometer viruses and VOCs through chemical decomposition

H1N1 VIRUS, INFLUENZA 98.3%
CORONA TYPE VIRUS (SARS)



03



COMPLETELY HARMLESS TO HUMAN, PLANTS AND ANIMALS

The level of ozone emissions is lower than WHO environmental standard (0.05ppm)



04

120m²

LARGE COVERAGE AREA

Cover 120m² maximally





ODOR REMOVAL

Help to remove any odors from VOCs, smoke, foods, and pets



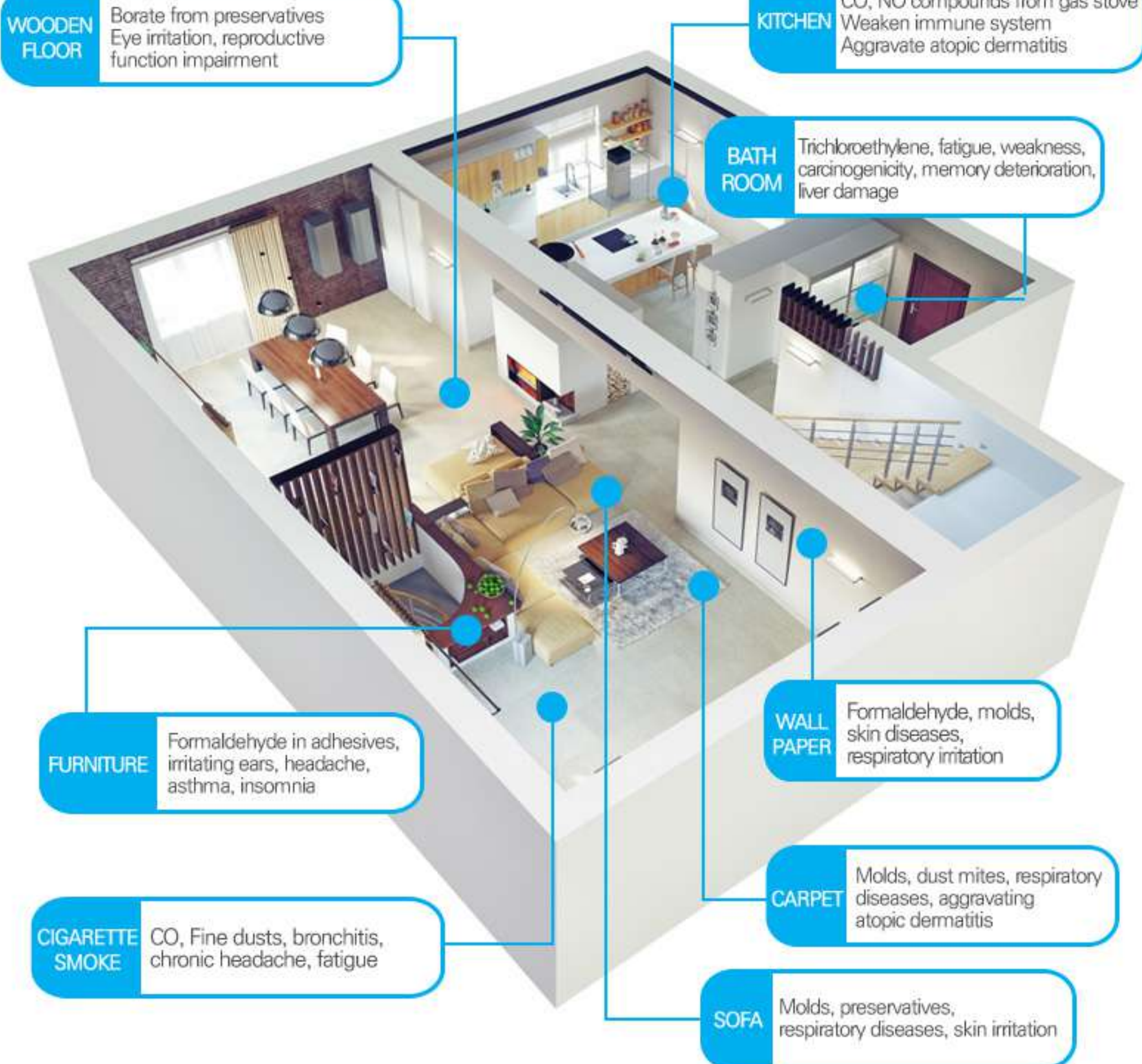
LOW MAINTENANCE COSTS

Electric charges will be around 40 cents per a month when using 24/7



IS MY HOME SAFE?

Indoor contaminants cannot be removed by cleaning.



AIR VACCINE 015⁺
PROTECTS
MY FAMILY.

VARIOUS USAGES OF AIRVACCNIE 015⁺

Excellent utilization of AirVaccine015⁺ in anywhere



Home where children with a weakened immune system live



Home where seniors with respiratory diseases live



Who suffers from atopy and allergic rhinitis



Where a number of pathogenic bacteria live such as an operating room, a doctor's office, and a waiting room in the hospital



Who suffers from sick house syndrome



Who has troubles with fur allergies by pets



Pregnant woman who need a protection from viruses



Students who need some fresh air to study

AIRVACCINE 015+

Active • OH Radical Disinfection

AIRVACCINE 015+ CAN TIDILY INSTALL ON THE WALLS



AIRVACCINE 015+

Active • OH Radical Disinfection

DETAILS ON AIRVACCINE015+



Power [show operating status]



LEVEL [SHOW OUTPUT STRENGTH (4STAGES: NIGHT/WEAK/MIDDLE/STRONG)]



Cartridge change [show cartridge's condition to exchange]



Cartridge alarm [show cartridge's installing condition]




Level button [select output strength]

OH outlet



Power button [turn on/off]

Cartridge cover

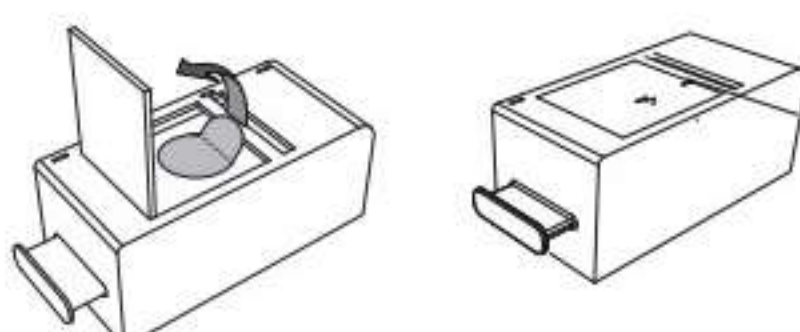


HOW TO USE / CHANGE CARTRIDGE

01

TO PREPARE TO USE THE CARTRIDGE

- Open the upper cover of the cartridge, and remove the label on top of the solution container.
- Close the upper cover.



02

TO INSTALL / CHANGE THE CARTRIDGE

- Open the cartridge cover and insert the cartridge deep inside the main body.
- When the cartridge is properly installed, you get the beep, and the red cartridge alarm indicator is turned off. The product stays in off mode.
- Press the power button, then the product starts non



03

SHOW CARTRIDGE REPLACEMENT INTERVALS / HOW TO RESET

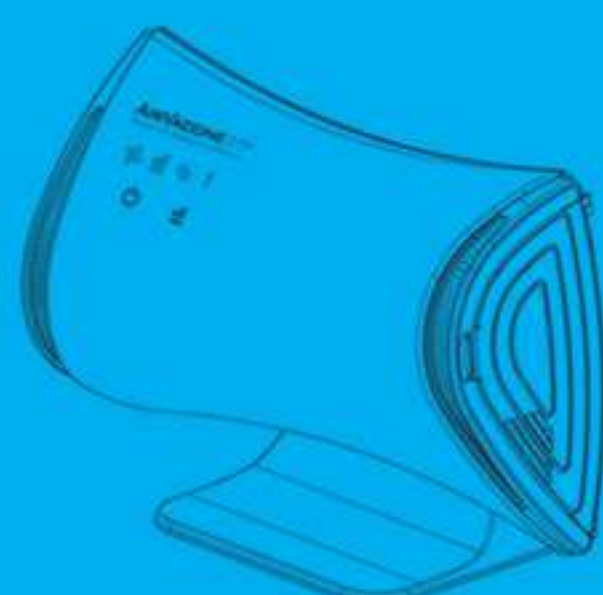
- If the cartridge change indicator blinks in blue you need to change the cartridge. If you do not change the cartridge, the blue indicator stops blinking, and the product stops operating.
- Install new cartridge and press level button for 3 seconds
- When you get beep and the cartridge change indicator turns off, the re-set is completed.



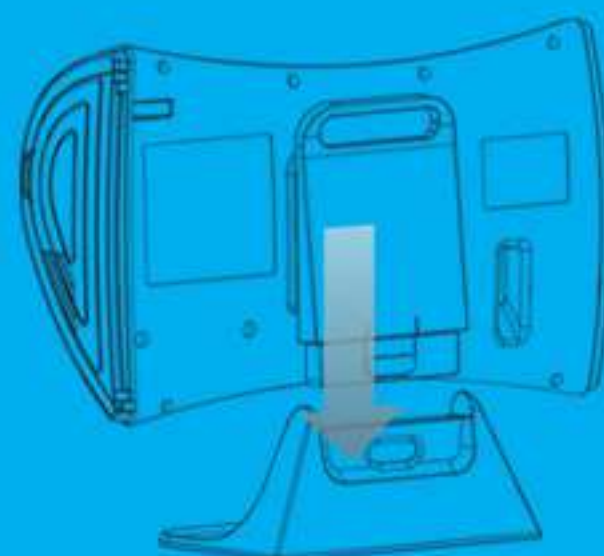
AIRVACCINE015+
Active·OH Radical Disinfection



AIRVACCINE015+
Active·OH Radical Disinfection



FRONT SIDE



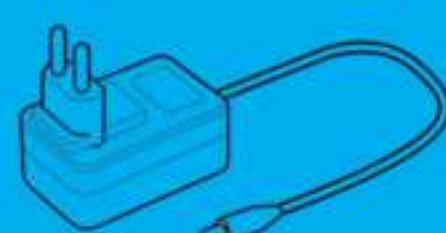
BACK SIDE



SIMPLE FILTER



WALL MOUNT BRACKET



ADAPTER



CARTRIDGE

PRODUCT SPECIFICATION	AIR DISINFECTION SYSTEM
MODEL	AIRVACCINE015+
POWER CONSUMPTION	2.4 Watt
NOISE	MAXIMUM 35dB
OPERATIONAL AREA	120m ²
INSTALLATION PLACE	INDOOR USE
WEIGHT	1.42 KG (3.13 lb)
SIZE	345W X 136L X 241H (mm)
ELECTRICAL APPLIANCES SAFETY CERTIFICATION	HU10777-14001A(2014.07.14/Adaptor
ELECTROMAGNETIC WAVES SAFETY CERTIFICATION	MSIP-REM-EYM-AirVaccine015(2015.6.2)
CONFORMANCE TEST REPORT	KC 60335-2-65 /15-029854-01(2015.07.27 / Ozone concentration)

